

FITZ ROY LOUNGE TEAK



ALL WEATHER



ALUMINIUM



SVLK
TEAK WOOD




FITZ ROY
CORNER SET




ALL WEATHER

ALUMINIUM

SVLK
TEAK WOOD



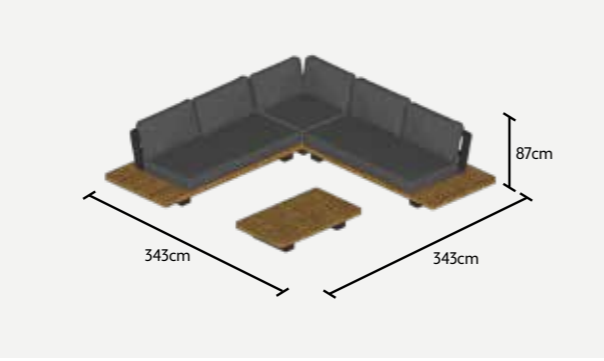
FITZ ROY
CHAISE AND BENCH



FITZ ROY LOUNGE SETS

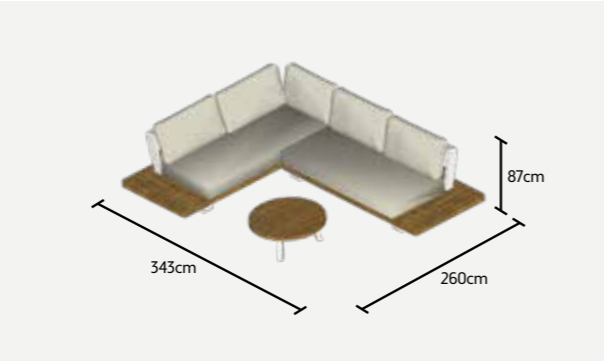
MEASUREMENTS REPRESENT THE SIZE WITH 20CM BETWEEN THE ELEMENTS

CORNER SET



PROTECTION COVER ON TEAK IS NOT RECOMMENDED
DECO CUSHION 65x45 cm - 5x

CHAISE RIGHT AND BENCH LEFT



PROTECTION COVER ON TEAK IS NOT RECOMMENDED
DECO CUSHION 65x45 cm - 4x

FITZ ROY LOUNGE OVERVIEW

COMBINATIONS

LAVA

FRAME

TABLE TOP



LAVA ALUMINIUM


ROBUST TEAK



WHITE

FRAME

TABLE TOP



WHITE ALUMINIUM

ROBUST TEAK



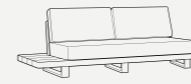
CUSHIONS

ALL INFORMATION ON THE CUSHIONS CAN BE FOUND AT THE END OF THE CATALOGUE

ELEMENTS

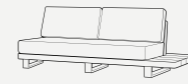
OPEN BENCH RIGHT

FITZ ROY
L233 x D110 x H87 cm



OPEN BENCH LEFT

FITZ ROY
L233 x D110 x H87 cm



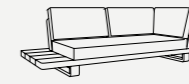
CORNER

FITZ ROY
L110 x D110 x H87 cm



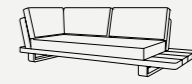
CHAISE RIGHT

FITZ ROY
L260 x D110 x H87 cm



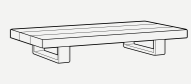
CHAISE LEFT

FITZ ROY
L260 x D110 x H87 cm



COFFEE TABLE

FITZ ROY
L140 x W82 x H24 cm



COFFEE TABLE

TEXAS
Ø90 x H47 cm



RECOMMENDED MAINTENANCE PRODUCTS

ALL INFORMATION ON MATERIALS AND MAINTENANCE CAN BE FOUND AT THE END OF THE CATALOGUE

